KAESER COMPRESSORS®

MOBILAIR® M 100

Portable Compressor

With the world-renowned SIGMA PROFILE

Flow rate 6.4 to 10.2 m³/min (225 – 360 cfm)

www.kaeser.com

MOBILAIR® M 100

The perfect energy-saving combination: Kubota engine and KAESER rotary screw compressor

The powerful combination of an economical Kubota engine and a highly efficient KAESER airend with SIGMA PROFILE rotors delivers outstanding performance with significantly reduced fuel consumption. This enables the MOBILAIR M 100 to operate easily throughout an entire day shift without refuelling. Furthermore, users not only benefit from the quality of two world-class products, but can also rely on the comprehensive KAESER and Kubota global service networks to ensure maximum machine availability.

Exceptional versatility

The M 100 is in a class of its own when it comes to versatility, as it can be specifically tailored to meet the needs of the relevant application. Available options include air treatment components, a three-phase synchronous generator and the choice of either a stationary configuration mounted on skids / machine feet, or a fully galvanised chassis with fixed or height-adjustable tow bar, with or without overrun brake.

Ambient temperature

Standard units are rated for ambient temperatures between -10 and +50° C. A version for lower ambient temperatures is also available.

Service-friendly and easy to access

Thanks to intelligent component layout, all maintenance points are easily accessible via the large wing doors, making service work quick and efficient. Optional customised service contracts are also available.

Anti-Frost Control

For M 100 models not equipped with compressed air treatment or with compressed air reheating, KAESER's Anti-Frost Control automatically regulates operating temperature in relation to ambient. Together with an optional tool lubricator, the Anti-Frost Control prevents compressed air tools from freezing up, even at low outside temperatures, thereby enhancing both availability and durability. Where required, either due to climate conditions or the application itself, the Anti-Frost Control can be replaced by a standard thermostatic valve.

Made in Germany

The various MOBILAIR portable compressor ranges are all manufactured at KAESER's headquarters in Coburg, Northern Bavaria. Having recently undergone complete reconstruction, this modern, state-of-the-art facility is equipped with a TÜV-certified sound testing area for free-field sound level measurement, a premium powder-coating installation and highly efficient production logistics.

The portable powerhouse

The optional synchronous three-phase generator (IP54), delivering either 8.5 or 13 kVA, is brushless and maintenance-free. A convenient switch enables simple changeover from continuous operation to energy-saving automatic-start mode.

Superior power and flexibility

Simple to operate

The user-friendly control panel – which can be equipped with a cover flap if required – enables all information to be viewed at a glance. Features include automatic monitoring and shutdown. The combination of manual switchover from unloaded start to load operation and a starter switch with preheat function guarantees a reliable, gentle start even in cold ambient conditions.



Proportional controller with manual wheel*

For added flexibility, the manual wheel control on the proportional controller enables infinitely variable pressure adjustment.

*) Available for 10 to 14 bar versions

Dedicated air filter for engine and compressor

Generously sized for increased reliability and longevity; quick on-site filter changes.



Large capacity, transparent fuel tank

When full, the tank carries sufficient fuel for an entire work shift without the need for refuelling. For ease of operation, an automatic shutdown feature is activated when the fuel level becomes too low.

Available equipment

Closed floor pan

The closed floor pan immediately catches any liquids, thereby preventing ground contamination in environmentally sensitive zones. All drainage holes are sealed with screw plugs.

Compressed air treatment

With the optional aftercooler, the compressed air is cooled to 7°C above ambient temperature. The condensate is removed via a centrifugal separator and is subsequently evaporated by the hot exhaust gases from the engine. A filter combination can be equipped for applications requiring technically oil-free compressed air and a plate-type heat exchanger can be installed for compressed air reheating purposes.

Machines with the optional compressed air aftercooler and reheating combination allow users easily to adjust the compressed air discharge temperature to meet the specific needs of the application.

Suitable for use in refineries

A certified spark arrestor is available for refinery applications. The engine shut-off valve automatically shuts the machine down upon intake of combustible gases.

Version with generator

The switch panel – which can be equipped with a lockable cover flap if required – features IP44 splash-protected sockets and a lockable main switch. The protective separation with insulation monitoring renders earthing unnecessary.

Compressed air treatment variants

System A - Cool - Condensate-free	Compressed air aftercooler → Centrifugal separator	Cool, condensate-free compressed air (100 % saturated), **for compressed air tools and temporary replacement of stationary compressors**
System F - Cool - Condensate-free - Filtered	Compressed air aftercooler → Centrifugal separator → Filter	Cool, condensate-free compressed air (100 % saturated), **free from dirt particles and technically oil-free as per applicable regulations (ZTV-ING)**
System B - Warmed - Dried	Anti-Frost Control (ANTI FROST) → Compressed air aftercooler → Centrifugal separator → Reheating	Dried compressed air, warmed to at least 20°C, **for working at sub-zero temperatures and with longer air lines**
System G - Warmed - Dried - Filtered	Anti-Frost Control (ANTI FROST) → Compressed air aftercooler → Centrifugal separator → Filter → Reheating	Dried compressed air, warmed to at least 20°C, **free from dirt particles and technically oil-free as per applicable regulations (ZTV-ING)**
Fresh air As partial flow	Activated carbon filter → Does not provide protection against carbon monoxide (CO) or other noxious gases	Odour-free air connected via a **separate** quick-release coupling (Only in combination with F or G systems)

Technical specifications

Model	Compressor				4-cylinder diesel engine (water-cooled)				Complete system		
	Flow rate		Working pressure		Make	Model	Rated engine power	Speed at full load	Fuel tank capacity	Operating weight*	Compressed air outlet
	m³/min	cfm	bar	PSI			kW	rpm	l	kg	
M 100	10.6 8.5 7.2 6.4	375 300 255 225	7 10 12 14	100 145 175 200	Kubota	V3800 Di-T	71.7	2600	140	1480	3 x G ¾, 1 x G 1½
M 100 with 8.5 kVA generator	10.6 8.5 6.4	375 300 225	7 10 12	100 145 175	Kubota	V3800 Di-T	71.7	2600	140	1550	3 x G ¾, 1 x G 1½
M 100 with 13 kVA generator	10.6 8.5	375 300	7 10	100 145	Kubota	V3800 Di-T	71.7	2600	140	1560	3 x G ¾, 1 x G 1½

*) Basic unit weight incl. chassis with overrun brake and height-adjustable tow bar, without compressed air treatment

Dimensions

Version: **Height-adjustable tow bar**	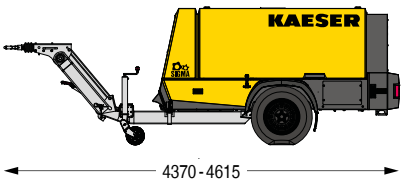	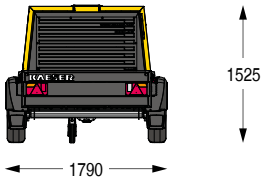
Version: **Fixed tow bar** (with or without overrun brake)	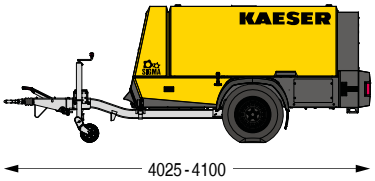	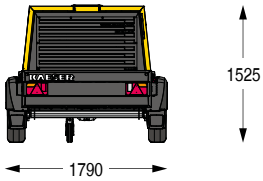
Version: **Skid-mounted**	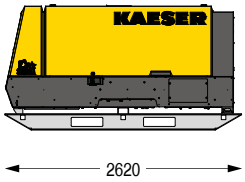	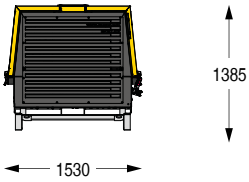
Version: **Stationary**		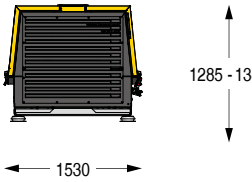

The world is our home

As one of the world's largest manufacturers of compressors, blowers and compressed air systems, KAESER KOMPRESSOREN is represented throughout the world by a comprehensive network of wholly owned subsidiaries and authorised distribution partners in over 140 countries.

By offering innovative, efficient and reliable products and services, KAESER KOMPRESSOREN's experienced consultants and engineers work in close partnership with customers to enhance their competitive edge and to develop progressive system concepts that continuously push the boundaries of performance and technology. Moreover, decades of knowledge and expertise from this industry-leading systems provider are made available to each and every customer via the KAESER group's advanced global IT network.

These advantages, coupled with KAESER's worldwide service organisation, ensure that every product operates at the peak of its performance at all times, providing optimal efficiency and maximum availability.

ISO 9001:2015
ISO 14001:2015
ISO 45001:2018
ISO 50001:2018
TÜVRheinland CERTIFIED
www.tuv.com
ID 9108616471

KAESER COMPRESSORS Australia Pty. Ltd.
Locked Bag 1406 – Dandenong South – Vic. 3164
45 Zenith Road – Dandenong – Vic. 3175
Phone: +61 39791 5999 – Fax: +61 39791 5733
www.kaeser.com – E-mail: info.australia@kaeser.com

P-5100AUS Specifications subject to change without notice. .6/22