KAESER COMPRESSORS®

MOBILAIR M 120

Portable Compressor

With the world-renowned SIGMA PROFILE

Flow rate 10.2 to 12.2 m³/min (360 – 430 cfm)

www.kaeser.com

MOBILAIR M 120

The economical all-rounder

Cost-efficient, powerful and flexible – the MOBILAIR M 120 provides the perfect combination of innovation and dependability. The KAESER rotary screw airend with SIGMA PROFILE and the energy-saving Cummins drive engine deliver impressive performance and fuel efficiency. Available pressure ranges from 6 to 10.3 or 14 bar offer maximum flexibility for a multitude of applications. The body panels convince with their long-term corrosion protection thanks to high-quality zinc priming and powder coating, optionally available in custom colours. Generously sized housing cover panels enable convenient access to the intelligently laid-out interior, which means maintenance and service work can be completed quickly and efficiently for optimal cost saving and maximum compressed air availability.

Exceptionally versatile

Portable compressors can be precisely tailored to meet the needs of the specific task at hand. Thanks to a wide range of optional compressed air treatment components, they always deliver the required compressed air quality. Moreover, the choice of various chassis configurations – with or without overrun brake – and the ability for stationary installation using skids or machine feet make them perfectly suited for any location.

Made in Germany

The various ranges of MOBILAIR portable compressor are all manufactured at KAESER's headquarters in Coburg, Northern Bavaria. Equipped with the very latest technology, the recently modernised portable compressor plant boasts state-of-the-art equipment, including a TÜV-certified sound testing area for free-field sound level measurement, a facility for high-performance, high-quality powder coating, and efficient manufacturing logistics.

Durable and resilient

The MOBILAIR M 120 provides a dependable supply of quality compressed air, even under the harshest of operating conditions. This resilient powerhouse operates flawlessly at ambient temperatures from -10 °C to +50 °C. Moreover, the compressor controller ensures a safe and smooth start-up even at high elevations.

SIGMA PROFILE airend

At the heart of every MOBILAIR system lies a premium-quality airend featuring KAESER's energy-saving SIGMA PROFILE rotors. The airend's optimised flow characteristics enable it to deliver more compressed air for less energy.

Typical applications

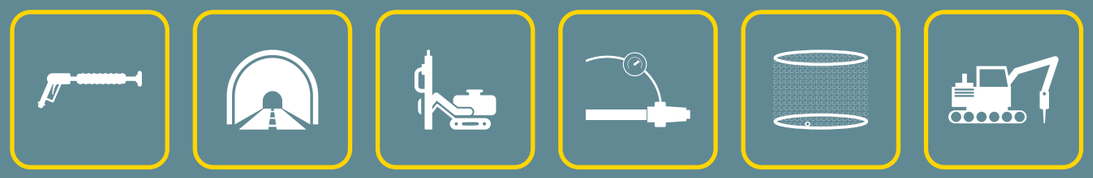

Abrasive blasting | Tunnel construction | Drilling | Concrete spraying | Bubble curtains | Quarry applications

Future-fit

4 Suitable for refinery use

To ensure safe operation in refineries, portable compressors come equipped with a standard spark arrestor and an engine shut-off valve, which automatically switches the machine off upon intake of combustible gases.

5 Service-friendly

MOBILAIR compressors make maintenance simple. All service points are conveniently accessible via two large flaps in the bodywork. KAESER also provides tailored maintenance contracts to meet your specific needs.

6 Oil separation with spin-on cartridges

The MOBILAIR M 120 features spin-on cartridges for the oil separator tank, enabling fast and hassle-free maintenance. This quick-change capability ensures simple and economical servicing.

1 Intuitive operation

KAESER placed special emphasis on user-friendliness when designing the operating concept for its MOBILAIR compressors. With just a single rotary switch for machine start/stop, operation is straightforward and intuitive.

2 SIGMA CONTROL SMART

Using state-of-the-art electronic engine management, this advanced compressor controller ensures optimised compressed air availability, fuel efficiency, and exhaust air management. Functions include an operating mode display and an intuitive user interface, as well as system monitoring and diagnostics.

3 Safe and easy to transport

Regardless of the destination, safety is KAESER's key priority when it comes to transporting the M 120. The system is therefore fitted as standard with lashing eyes, forklift pockets, and a crane lifting device.

7 Integrated compressed air treatment

The compressor always adapts perfectly to its task in accordance with the application, delivering demand-oriented compressed air quality thanks to the wide range of optional treatment components.

8 Safety air filter as standard

When cleaning the air filter, additional safety elements prevent damage from occurring due to ingress of contaminants. This enables maintenance to take place even under harsh environmental conditions.

9 Generous tank capacity

When full, the fuel tank has sufficient capacity to last an entire work shift. The fuel level can be checked at a glance via the analogue gauge, and an automatic shutdown feature is activated when the fuel level becomes too low. For added convenience, a fuel level warning is displayed on the controller.

TELEMATICS @ MOBILAIR

TELEMATICS condition monitoring brings Industrie 4.0 to the construction site. KAESER equips its portable compressors with a built-in modem, connecting them to the TELEMATICS portal.

The integrated compressor controller determines and processes all operating data, which it subsequently forwards to the TELEMATICS portal. Central monitoring and processing of operating messages is performed in the dashboard. You can therefore view operating data, current messages, and system location online.



Compressed air treatment variants

System A - Cool - Condensate-free	Compressed air aftercooler → Centrifugal separator	Cool, condensate-free compressed air (100% saturated), **for compressed air tools and temporary replacement of stationary compressors**
System F - Cool - Condensate-free - Filtered	Compressed air aftercooler → Centrifugal separator → Filter	Cool, condensate-free compressed air (100% saturated), **free from dirt particles and technically oil-free as per applicable regulations (ZTV-ING)**

KAESER KOMPRESSOREN – Sustainability guaranteed

To learn more about the new standards KAESER has established in reliability, efficiency and sustainability, visit us at **https://www.kaeser.com/de-de/company/sustainability/resource-saving-product-development.**

RETHINK RESEARCH REDUCE REPAIR

Technical data

Model	Compressor				Engine			System		
	Flow rate		Working pressure		Make	Model	Rated engine power	Fuel tank capacity	Operating weight	Compressed air outlet ***)
	m³/min	cfm	bar	PSI			kW	l	kg	
M 120	11.6 10.2	410 360	10.3 14	150 200	Cummins	QSF 3.8	97	180	1750	3 x G ¾ 1 x G 1½

*) Guaranteed sound power level LWA as per directive 2000/14/EC
**) Surface sound pressure level LpA as per ISO 3744 (r = 10 m)
***) G ½" = Connection thread size – Hoses with G ¾" claw couplings can be connected

Dimensions

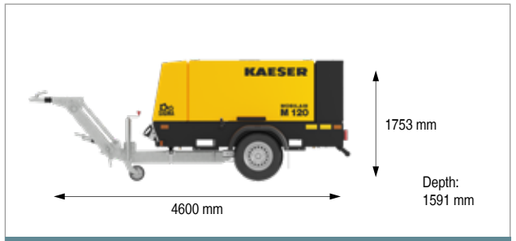

Height-adjustable version



Skid-mounted version

Note: Specifications may vary depending on version.

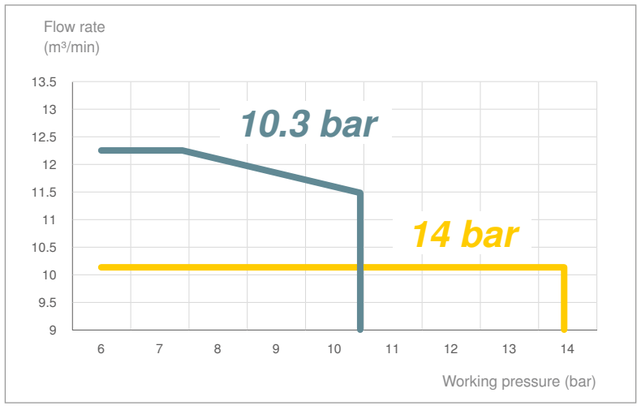

pV Control

Maximum pressure (*p*) can be adjusted in steps of 0.1 bar. *pV* Control directly influences maximum possible flow rate (*V*) and therefore offers even greater variability in terms of pressure and flow rate. This feature is particularly beneficial when working with longer hose lines.

More compressed air for less energy

The world is our home

As one of the world's largest manufacturers of compressors, blowers and compressed air systems, KAESER KOMPRESSOREN is represented throughout the world by a comprehensive network of wholly owned subsidiaries and authorised distribution partners in over 140 countries.

By offering innovative, efficient and reliable products and services, KAESER KOMPRESSOREN's experienced consultants and engineers work in close partnership with customers to enhance their competitive edge and to develop progressive system concepts that continuously push the boundaries of performance and technology. Moreover, decades of knowledge and expertise from this industry-leading systems provider are made available to each and every customer via the KAESER group's advanced global IT network.

These advantages, coupled with KAESER's worldwide service organisation, ensure that every product operates at the peak of its performance at all times, providing optimal efficiency and maximum availability.

KAESER COMPRESSORS LTD.
No: B1 Kibhare Center – Mombasa Road – P.O. Box 5018 – 00506 Nairobi – Kenya.
Tel: +254 (0)20 2622535 / 6 / 7 / 8 – Cell: +254 (0)732 622543 / 4 – Fax: +254 (0)20 2622539
Email: info.kenya@kaeser.com – Website: www.kaeser.com

P-5120/KE Specifications subject to change without notice. /25