KAESER COMPRESSORS®

Rotary Screw Compressors

CSD(X) Series

With the world-renowned **SIGMA PROFILE**

Flow rate 1.1 to 19.4 m³/min, Pressure 5.5 to 15 bar

www.kaeser.com

CSD(X) – Power converted into efficiency

Efficient, versatile and application-oriented, the new generation of CSD(X) series fluid-injected rotary screw compressors from KAESER delivers power with even greater precision to the application at hand. Six pressure variants ensure optimal matching to individual pressure requirements, all while achieving significantly enhanced efficiency.
CSD(X) series rotary screw compressors are perfect team players for high-efficiency industrial compressed air stations. The internal SIGMA CONTROL compressor controller offers a multitude of communications channels, allowing seamless integration with master controllers such as the SIGMA AIR MANAGER 4.0, as well as in-house centralised control systems. Furthermore, CSD(X) compressors combine user- and maintenance-friendliness with exceptional versatility and environmentally responsible design.

Energy savings with the SIGMA PROFILE

At the heart of every CSD(X) system lies a rotary screw airend featuring the energy-saving SIGMA PROFILE. KAESER airends are equipped with flow-optimised rotors, which contribute significantly to the complete system's class-leading specific package input power.

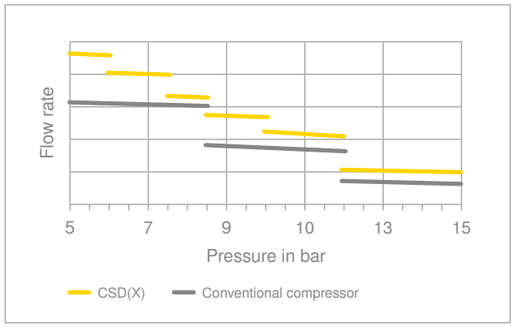

More pressure variants – More compressed air

Fixed-speed versions of the latest-generation CSD(X) machines are offered in six different pressure variants, instead of the previous three. This enables even more precise adjustment to the pressure requirements of the respective application, resulting in significantly increased compressed air flow rate.

Electronic Thermal Management

Electronic Thermal Management (ETM) enables the SIGMA CONTROL compressor controller to reliably prevent condensate formation. Thanks to the speed-controlled fan unit, SIGMA CONTROL can also adjust the cooling air flow in accordance with ambient conditions. This means that fan speed can be reduced at low temperatures or during partial load operation, thereby enabling a significant decrease in energy consumption.

Image: Example compressed air station

Maximum drive efficiency

To achieve even greater energy efficiency, KAESER consistently focuses on maximising drive efficiency. Fixed-speed systems are equipped with asynchronous motors, which meet the best possible efficiency class of IE4 for this type of drive. Frequency-controlled SFC systems use IE5 motors and furthermore meet the requirements for IES5 system efficiency, thereby achieving the highest possible rating in accordance with the IEC 61800-9 standard.

CSD / CSDX series

Premium quality down to the smallest detail

(1) Reduced resistance

The generously dimensioned air filter features a large surface area, which allows more dust particles to be retained whilst simultaneously minimising pressure losses. To ensure continuous efficiency, the SIGMA CONTROL monitors the condition of the filter via a vacuum switch.

(2) Reliable and efficient

The innovative Electronic Thermal Management (ETM) dynamically controls fluid temperatures in accordance with the prevailing operating conditions. This not only ensures reliable prevention of condensate formation, but also boosts energy efficiency.

(3) Cooling air on demand

The speed-controlled fan only delivers as much cooling air as the compressor operating mode and ambient conditions require. This translates into lower energy consumption and a significantly reduced CO_2 footprint.

(4) SIGMA CONTROL

The internal SIGMA CONTROL compressor controller ensures efficient control, monitoring, and documentation of machine performance at all times.
A user-friendly touch display enables intuitive operation, whilst variable interfaces provide seamless networking capability.

(5) Save with the SIGMA PROFILE

At the heart of every CSD(X) system lies an airend featuring the continuously refined and optimised SIGMA PROFILE. KAESER airends are equipped with flow-optimised rotors, seamlessly combining exceptional energy efficiency with sustainability and long service life.

MADE IN GERMANY

Image: CSD 130

Image: CSD 130

(6) Power converted into efficiency

The integrated package comprising motor, gear pair and airend enables the most energy-efficient airend speed to be selected for each operating point. The six pressure variants guarantee a precise match for your individual pressure requirements.

(7) Certified efficiency

By providing the best possible efficiency class for fixed-speed motors (IE4) and motors with frequency converter (IE5), KAESER achieves maximum energy savings. To ensure reliable operation, SIGMA CONTROL can also monitor motor temperature via a Pt100 sensor, thereby enhancing motor service life.

(8) Redesigned for greater efficiency

The new inlet valve has been optimised for minimal pressure loss. Together with the larger inlet filter, it achieves a reduced intake pressure differential and therefore greater efficiency for the entire rotary screw compressor.

(9) Compact and user-friendly

The split control cabinet doors ensure optimal accessibility and a reduced footprint.

(10) Effective cooling

Since they are the initial components through which the cooling air passes, the externally mounted coolers minimise the compressed air discharge temperature. This assures significant savings when it comes to compressed air treatment. Furthermore, the coolers are easy to inspect and clean.

(11) Simple fluid changes

To make fluid changes as simple as possible, all relevant connections are conveniently located at the rear of the oil separator tank for easy access. Even faster servicing from the rear side of the CSD(X) reduces downtime to an absolute minimum.

CSD T / CSDX T series

Premium compressed air quality with add-on dryer

KAESER add-on dryers reliably protect the compressed air network against pipe corrosion, equipment failure and product damage. These dryers impress with their durable construction, exceptionally low energy consumption and high-quality features such as the ECO-DRAIN condensate drain.

In addition, the more compact design of the add-on dryer permits a minimum 22% reduction in refrigerant charge and therefore of the CO_2 equivalent.

Compared to separate refrigeration dryers, add-on dryers require significantly less space and are simpler to install, thanks to the integrated piping between the compressor and dryer.

Not sure which solution is the best for your requirements?

Your KAESER contact partner will be glad to assist you!

Image: CSDX 145 T

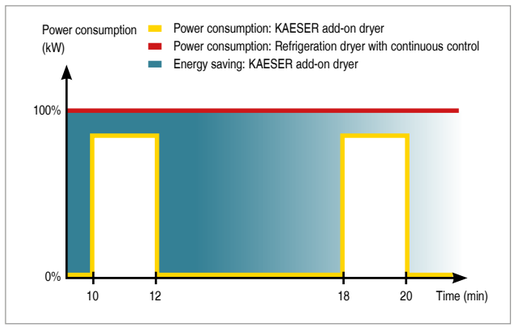

Energy-saving control

The integrated refrigeration dryer in CSD(X) T systems provides highly efficient performance thanks to its energy-saving control. It operates only when compressed air is actually flowing through the dryer. As a result, the required compressed air quality is achieved with maximum energy efficiency.

Optimum accessibility

The add-on dryer is equipped with a door for easy service access, thereby simplifying maintenance work and minimising the associated downtime.

Future-proof refrigerant

The new F-Gas Regulation EU 517/2014 is intended to minimise emissions of fluorinated greenhouse gases and therefore contribute to limiting global warming. KAESER's new T-systems operate using R-513A refrigerant, which has a very low GWP (Global Warming Potential). This means that they will remain future-proof throughout their entire life cycle.

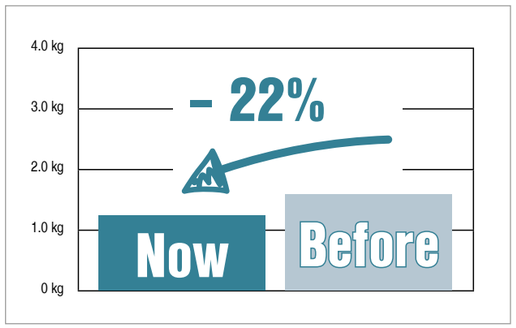

Reduced refrigerant volumes

The refrigeration dryers in KAESER's new CSD(X) T systems require approximately 22% (CSDX) and 26% (CSD) less refrigerant respectively than previous models. This not only saves costs, but is also significantly more environmentally sustainable.

Drive systems

Fixed speed, fixed flow rate.

CSD(X) base load

Base load compressors from KAESER are designed to run at one optimal operating speed. Operating at maximum efficiency, they deliver a constant air volume at a fixed motor speed, making them ideally suited to applications with a constant or lightly fluctuating compressed air requirement.

Committed to meeting your objectives

CSD(X) base load compressors stand out for their functional, durable drive technology and supreme levels of efficiency.

Variable speed, variable flow rate.

CSD(X) peak load

Maximum flexibility and sustainability: thanks to their variable-speed drive motors, CSD(X) peak load compressors from KAESER always deliver the exact volume of compressed air that is actually required. This makes them particularly efficient in applications with variable air demand.

Committed to meeting your objectives

CSD(X) peak load compressors stand out with their exceptional flexibility when it comes to delivery volumes, guaranteeing impressive efficiency across the entire delivery range.

SUPER PREMIUM EFFICIENCY IE4

When it comes to base load compressors, Super Premium Efficiency IE4 asynchronous motors guarantee best possible efficiency, thanks to their well-proven, durable technology and renowned service-friendliness.

Perfect teamwork

On compressors with variable speed control, optimal interplay between the motor and frequency converter is decisive. For this reason, KAESER relies on synchronous reluctance motors operating in combination with perfectly matched frequency converters to guarantee harmonised interplay that results in the maximum system efficiency rating of IES5.

Resource-conserving and service-friendly

The synchronous reluctance motors fitted by KAESER are constructed to conserve resources. Specially formed magnetic steel sheets replace aluminium, copper and expensive rare earth materials. This makes the drive not only highly durable, but also service-friendly.

Efficient and economical

Ultra Premium Efficiency motors deliver high efficiency levels throughout their entire speed range. This helps to save energy and therefore costs, even during partial load operation.

SIGMA CONTROL internal compressor controller

SIGMA CONTROL

Intelligent, future-oriented, and efficient – the integrated SIGMA CONTROL compressor controller represents the future of cutting-edge compressed air systems. With its innovative platform concept for hardware and software, KAESER has set new standards in control of stationary compressors. The SIGMA CONTROL not only increases energy efficiency, but also enhances reliability and simplifies operation, whilst the touch display places intuitive control right at your fingertips. Clear visualisation ensures a constant optimal overview of machine states, operating data and maintenance information. Rapid navigation provides direct access to principal functions, without time-consuming scrolling or searching.

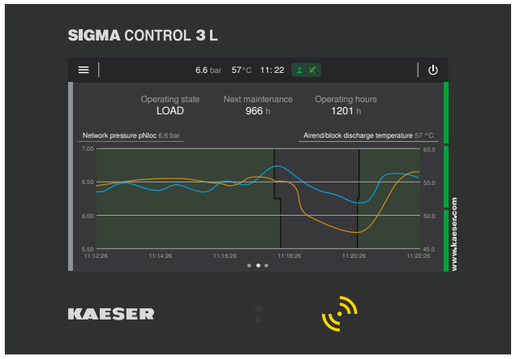

Maximum control with KAESER Connect

With our KAESER Connect app, you always have an eye on your compressor. All values are displayed in real time, allowing you to remain continuously informed about the current status of your compressed air system. Push notifications keep you up to speed with developments: important updates, KPIs, maintenance counter information, and machine states are delivered directly to your mobile end device. The machine report provides even more transparency and can be sent quickly and easily to your smartphone or E-mail. This way you can control your compressed air system efficiently, conveniently, and with maximum security – wherever you may be.

Future-proof

Modular system architecture with universal, configurable IoT interfaces enables flexible adaptation to new requirements and technologies.

Higher efficiency

Intelligent control helps to significantly reduce the energy consumption of your compressed air system.

Maximum dependability

Smart maintenance planning, early detection of deviations during operation, and detailed status messaging ensure reliable and interruption-free function.

Comprehensive compatibility

Compatible with all KAESER compressors, whether current or previous models.

SIGMA AIR MANAGER 4.0 compressed air management system

SIGMA AIR MANAGER 4.0

Adaptive, efficient and networked: demand-oriented compressed air management takes on a whole new meaning with the SIGMA AIR MANAGER 4.0. This advanced master controller coordinates operation of multiple compressors, as well as dryers or filters, with exceptional efficiency. A patented, simulation-based optimisation process determines future demand based on past compressed air consumption profiles. Thanks to networking of all components in the compressed air station via this intelligent master controller and the secure KAESER SIGMA NETWORK, comprehensive monitoring, energy management and predictive maintenance are all possible.

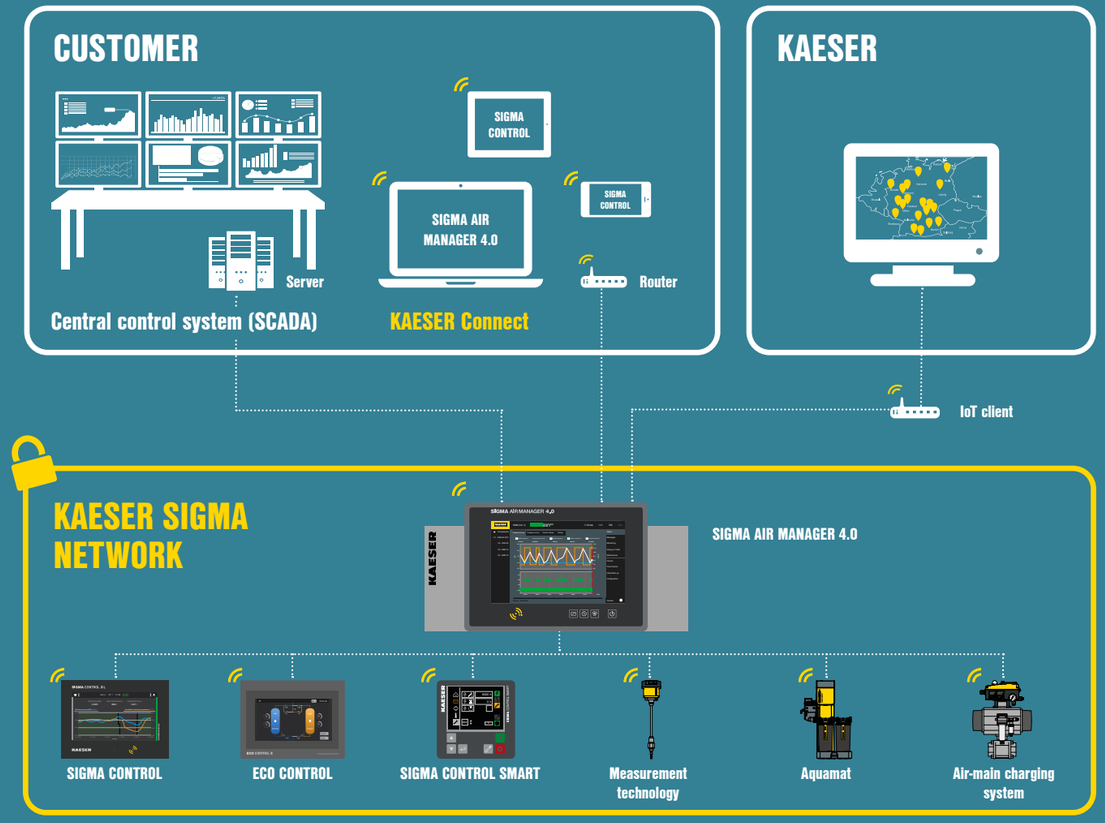

Heat recovery – Energy from compression

CO_2 savings with heat recovery

Up to 96% of a compressor's electrical power consumption can be recovered as heat energy. Make use of this potential and obtain your compressed air and heat from a single source: the CO_2 savings potential in comparison with oil or gas heating is considerable.

Space heating with hot exhaust air

Even an air-cooled CSD(X) without special equipment can supply an impressive amount of heat: thanks to the radial fan with high residual thrust, hot exhaust air can often be easily ducted away to spaces that require heating without need of an auxiliary fan.

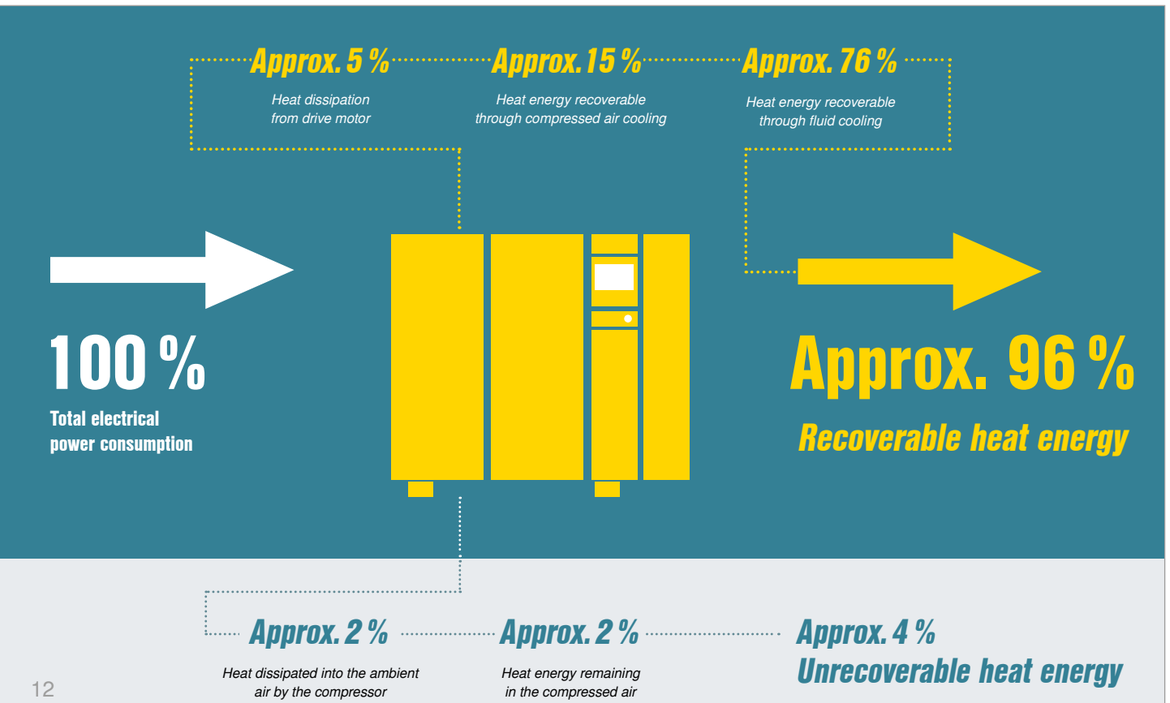



Optional hot water generation

With the optional integrated heat recovery system, an additional plate-type heat exchanger and a second ETM valve are installed. This allows a CSD(X) compressor to provide hot water up to 70 °C!

Flexible in every respect – thanks to SIGMA CONTROL and ETM

The SIGMA CONTROL controller enables precise setting of the airend discharge temperature required for the compressed air in order to achieve the desired water discharge temperature from the heat recovery system. When heat recovery is not required, this feature can be deactivated via SIGMA CONTROL. In this case, the airend discharge temperature is flexibly adjusted in order to save energy and prevent condensate formation.

Maximum energy savings

The more heat discharged via the hot water, the slower and therefore more energy-efficiently the speed-controlled fan is operated.

Example savings calculation for heat recovery with a CSDX 175

Total power consumption CSDX 175	Approx. 110 kW
Maximum available heat output (96% of total power consumption)	105.6 kW
Compressor load hours per day	8 h
Heating periods per year	100 days

Savings compared to oil heating	
Calorific value	10.6 kWh/l
Price	€ 1.50/l
CO_2 emissions	2.8 kg CO_2/l
Heating efficiency	90%
Heating cost saving	**Approx. € 13,280 per year**
CO_2 saving	**Approx. 24,800 kg CO_2/year**

Savings compared to gas heating	
Calorific value	11 kWh/m³
Price	€ 1.20/m³
CO_2 emissions	2.0 kg CO_2/m³
Heating efficiency	90%
Heating cost saving	**Approx. € 10,240 per year**
CO_2 saving	**Approx. 17,060 kg CO_2/year**

ADA/KESS

Tailor-made efficient system solutions!

Regardless of whether you are planning a completely new compressed air station or just replacing individual compressors, it pays to take a close look at the options available. As a compressed air systems provider with decades of experience, we can support you with an analysis of your system requirements and help you to find the optimum solution in every respect, from energy efficiency to compressed air quality and availability.

Your company situation

A KAESER-trained specialist will speak to you about your objectives and plans, then take stock of your existing compressed air station. Even at this early stage, we will focus on optimisation potential, e.g. intake and cooling air flows, correct dimensioning of pipes, etc.

ADA (Air Demand Analysis)

Now we get down to the details: in order to precisely determine compressed air demand, as well as the running characteristics of the individual compressors, KAESER's own sensors and data loggers are installed. Depending on the size of the station, this can even be achieved during the first visit!

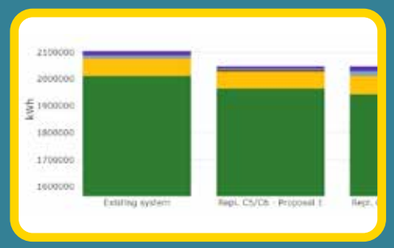

KESS (KAESER Energy Saving System)

Based on the data collated, different design solutions can now be simulated using our KESS software. The goal is clear: to identify the optimal combination of compressors, buffer volumes, and various control parameters for your needs. We will produce a comprehensive report containing all the information you require to make your decision.

A tailored solution

Once we have identified the optimum solution, we will assist you in bringing it to fruition. As a compressed air systems provider, we can offer detailed planning of the entire compressor station, from the compressors to the compressed air treatment and the controller. This includes P&I diagrams, installation diagrams and 3D drawings of your compressed air station.

KAESER AIR SERVICE

Uncompromising excellence

One of the key requirements for any compressed air supply is maximum availability. To guarantee this on a continuous basis, KAESER AIR SERVICE is always there for you. No matter whether it's performing commissioning, maintenance or repairs, our customer service stands out for its uncompromising excellence. Around the clock. Worldwide.

KAESER AIR SERVICE is there, wherever you need it: all over the world, highly qualified Service Technicians are ready to assist you. Our customer service ensures perfectly executed maintenance and repair work for maximum efficiency. Close proximity ensures a rapid response, which translates into maximum compressed air availability.

KAESER AIR SERVICE ensures a long service life for your compressed air system: perfectly matched service concepts and high-quality, genuine KAESER parts guarantee sustainable operation of your compressed air supply. KAESER service vehicles are stocked with a comprehensive range of maintenance and spare parts, ensuring that many types of repair can be carried out immediately. Should additional parts be required, the advanced logistics centre at the main plant in Coburg will ship the necessary items overnight.

24-hour support

Compressed air needs to be available all day, every day, which is why technical support staff, replacement parts and service technicians are on hand 24/7.

The service hotline number can be found at **www.kaeser.com** (select your country).

The foundations of product development

KAESER sets new standards when it comes to dependability, efficiency and sustainability. However, we are not satisfied delivering just that. Our products and services are continuously being optimised, with the objective of achieving ever greater energy efficiency, best possible compressed air availability and optimum cost efficiency for our customers. KAESER products are designed not only to be extremely efficient during operation; energy consumption is also minimised as far as possible during the production process. When it comes to our own investments and purchasing, we strive to seek ever more energy-efficient products and services. KAESER's innovations help to reduce energy consumption significantly and to save operating costs. They also contribute to the preservation of resources and the reduction of emissions. Our energy-efficient solutions help our customers to achieve their own sustainable and environmentally responsible operation.
True to the KAESER philosophy of "More compressed air for less energy", our products not only operate with exceptional cost efficiency and eco-friendliness, but also minimise the use of valuable environmental resources during production, distribution, and service.

RETHINK

Think and rethink anew

Sustainable product development requires new approaches and ways of thinking.

KAESER trains selected employees in Design Thinking at the Hasso Plattner Institut, thereby achieving new and innovative approaches to product development.

RESEARCH

Develop knowledge

KAESER has continuously advanced its expertise in compressed air technology for over 100 years.

Today, state-of-the-art simulation and calculation tools, together with the validation of prototypes, provide the basis for the acquisition of knowledge.

This in turn establishes the basis for a highly efficient, dependable and resource-friendly compressed air supply.

REDUCE

Reduce resource consumption

The highest resource consumption in compressed air technology occurs over long-term operation.

Accordingly, the compressed air supply must be as energy-saving as possible. For KAESER, efficiency is the ultimate goal.

REPAIR

Maintenance-friendly design

Maintenance-friendly design and repairability are evaluated and optimised by KAESER's service technicians during the development process.

Equipment

Complete system

Ready-to-run, fully automatic, super silenced, vibration damped, all panels powder coated; suitable for use in ambient temperatures up to +45 °C

Sound insulation

Panels lined with laminated mineral wool

Vibration damping

Double-insulated anti-vibration mounts with metal elements

Airend

Genuine KAESER single-stage airend with energy-saving SIGMA PROFILE and cooling fluid injection for optimised rotor cooling

Drive

Highly efficient transmission via case-hardened timing gears; dedicated cooling fluid injection for optimum lubrication

Electric motor

Standard system with Super Premium Efficiency (IE4) drive motor, quality German manufacture, IP 55, Iso F class insulation for additional reserve; Pt100 temperature sensor in windings for monitoring of the motor; A-bearings lubricated by cooling fluid, B-bearings regreasable

Optional SFC frequency control

Synchronous reluctance motor (IE5), quality German manufacture, IP 55, with Siemens frequency converter, motor with IE5 efficiency class, drive system with IES5 energy efficiency class

Electrical components

IP 54 control cabinet, control transformer, floating contacts e.g. for ventilation system, configurable digital and analogue inputs and outputs

Cooling fluid and air circuit

Dry air filter; pneumatic inlet and venting valve; cooling fluid reservoir with three-stage separation system; safety valve, minimum pressure check valve, Electronic Thermal Management (ETM) and ECO fluid filter in cooling fluid circuit; fully piped, flexible line connections

Cooling

Air-cooled; separate aluminium coolers for compressed air and cooling fluid; radial fan with speed-controlled EC motor, Electronic Thermal Management (ETM); water-cooled version optionally available (see options)

Refrigeration dryer

CFC-free, R-513A refrigerant, hermetically sealed refrigerant circuit, scroll refrigerant compressor with energy-saving shut-off feature, hot gas bypass control, electronic condensate drain, upstream centrifugal separator

Heat recovery (HR)

Optionally available with integrated HR system (plate-type heat exchanger)

SIGMA CONTROL

Modular system with control unit and integrated inputs/outputs, designed for use with KAESER rotary screw compressors, traffic-light operating state display, fully automatic monitoring and control; Dual, Quadro, and Vario control modes, timer for compressor functions (On, Off) or external outputs, base load sequencing function for operation of two compressors, high-performance processor hardware; all components designed for industrial conditions, capacitive touchscreen with optical bonding, Time-of-Flight and other internal sensors, SD card slot for updates, USS bus communications module adapter for frequency converter, RFID reader, Ethernet interface for connection to KAESER SIGMA NETWORK.

Connection to centralised control systems available via optional communications modules for: Profibus DP, Modbus TCP, Profinet, and DeviceNet.

Options

- Integrated heat recovery for heating of water via plate-type heat exchanger.
  Choice of ΔT = 25 K or ΔT = 55 K
- Integrated water-cooling, optionally available with plate-type heat exchangers (ideal for clean cooling water) or shell-and-tube heat exchangers (robust against contamination and easy to clean)
- Cooling air filter mats to protect cooler from contamination
- Bolt-down machine feet for secure anchoring of compressor at installation location
- MODULATING CONTROL
- Designed for connection to an IT power network (SFC systems only);
- Filled with food-grade fluid (NSF H1)

How it works

The air for compression passes through the intake filter (1) and the inlet valve (2) into the SIGMA PROFILE airend (3). The airend (3) is driven by a high-efficiency electric motor (4). The cooling oil injected for cooling purposes during compression is separated from the air in the fluid separator tank (5). The compressed air flows through the 2-stage oil separator cartridge (6) and the minimum pressure check valve (7) into the compressed air aftercooler (8). Following cooling, any accumulated condensate is removed from the compressed air by the integrated centrifugal separator (9) and then drained away via the add-on ECO-DRAIN condensate drain (10). The condensate-free compressed air then exits the system via the compressed air connection (11). The heat generated during the compression process is removed from the cooling oil via the fluid cooler (12) and dissipated into the surrounding environment by a speed-controlled fan unit (13). The cooling oil is then cleaned by the ECO fluid filter (14). The Electronic Thermal Management (15) ensures efficient and reliable low operating temperatures. The control cabinet (16) houses the internal SIGMA CONTROL compressor controller (17) and, depending on the compressor version, the star-delta starter or frequency converter (SFC). Versions are available featuring an add-on refrigeration dryer (18) that cools the compressed air down to +3 °C, thereby ensuring effective moisture removal.

(1) Intake filter
(2) Inlet valve
(3) SIGMA PROFILE airend
(4) Drive motor
(5) Fluid separator tank
(6) Oil separator cartridge
(7) Minimum pressure check valve
(8) Compressed air aftercooler
(9) KAESER centrifugal separator
(10) Condensate drain (ECO-DRAIN)
(11) Compressed air connection
(12) Fluid cooler
(13) Fan unit
(14) ECO fluid filter
(15) Electronic Thermal Management
(16) Control cabinet with optional SFC frequency converter
(17) SIGMA CONTROL compressor controller
(18) Optional add-on refrigeration dryer

Technical data – CSD

Standard version

Model	Working pressure bar	Flow rate, *) complete system at working pressure m³/min	Max. gauge pressure bar	Drive motor nominal power kW	Dimensions W x D x H mm	Compressed air connection	Sound pressure level **) dB(A)	Weight kg
CSD 90	6	9.61	6	45	1790 x 1100 x 1900	G 2	68	1340
	7.5	8.85	7.5				67	
	8.5	8.45	8.5				67	
	10	7.6	10				67	
	12	6.63	12				67	
CSD 110	6	11.4	6	55	1790 x 1100 x 1900	G 2	73	1410
	7.5	10.65	7.5				72	
	8.5	10.17	8.5				72	
	10	9.3	10				71	
	12	8.2	12				69	
	15	7.05	15				69	
CSD 130	6	14.7	6	75	1790 x 1100 x 1900	G 2	73	1600
	7.5	12.9	7.5				72	
	8.5	12	8.5				72	
	10	11.1	10				71	
	12	9.95	12				69	
	15	8.26	15				69	

SFC version with variable-speed drive

Model	Working pressure bar	Flow rate, *) complete system at working pressure m³/min	Max. gauge pressure bar	Drive motor nominal power kW	Dimensions W x D x H mm	Compressed air connection	Sound pressure level **) dB(A)	Weight kg
CSD 90 SFC	7.5	1.94 - 8.66	8.5	45	1840 x 1100 x 1900	G 2	71	1370
	10	1.79 - 7.50	12				68	
CSD 110 SFC	7.5	2.29 - 10.48	8.5	55	1840 x 1100 x 1900	G 2	70	1390
	10	1.90 - 9.14	12				69	
	13	1.58 - 7.79	15				70	
CSD 130 SFC	7.5	2.90 - 12.82	8.5	75	1840 x 1100 x 1900	G 2	73	1420
	10	2.31 - 11.37	12				72	
	13	1.88 - 9.18	15				70	

*) Flow rate, complete system as per ISO 1217: 2009 Annexe C/E: intake pressure 1 bar (a), cooling and air inlet temperature +20 °C
**) Sound pressure level as per ISO 2151 and basic standard ISO 9614-2, tolerance: ± 3 dB (A)
***) Power consumption (kW) at ambient temperature +20 °C and 30% relative humidity

T version with integrated refrigeration dryer (refrigerant R-513A)

Model	Working pressure bar	Flow rate, *) complete system at working pressure m³/min	Max. gauge pressure bar	Drive motor nominal power kW	Refrigeration dryer model	Dimensions W x D x H mm	Compressed air connection	Sound pressure level **) dB(A)	Weight kg
CSD 90 T	6	9.61	6	45	ABT 132	2210 x 1100 x 1900	G 2	68	1540
	7.5	8.85	7.5					67	
	8.5	8.45	8.5					67	
	10	7.6	10					67	
	12	6.63	12					67	
CSD 110 T	6	11.4	6	55	ABT 132	2210 x 1100 x 1900	G 2	71	1610
	7.5	10.65	7.5					70	
	8.5	10.17	8.5					69	
	10	9.3	10					70	
	12	8.2	12					69	
	15	7.05	15					70	
CSD 130 T	6	14.7	6	75	ABT 132	2210 x 1100 x 1900	G 2	73	1800
	7.5	12.9	7.5					72	
	8.5	12	8.5					72	
	10	11.1	10					71	
	12	9.95	12					69	
	15	8.26	15					69	

T SFC version with variable-speed drive and integrated refrigeration dryer

Model	Working pressure bar	Flow rate, *) complete system at working pressure m³/min	Max. gauge pressure bar	Drive motor nominal power kW	Refrigeration dryer model	Dimensions W x D x H mm	Compressed air connection	Sound pressure level **) dB(A)	Weight kg
CSD 90 T SFC	7.5	1.94 - 8.66	8.5	45	ABT 132	2260 x 1100 x 1900	G 2	71	1570
	10	1.79 - 7.50	12					68	
CSD 110 T SFC	7.5	2.29 - 10.48	8.5	55	ABT 132	2260 x 1100 x 1900	G 2	70	1590
	10	1.90 - 9.14	12					69	
	13	1.58 - 7.79	15					70	
CSD 130 T SFC	7.5	2.90 - 12.82	8.5	75	ABT 132	2260 x 1100 x 1900	G 2	73	1620
	10	2.31 - 11.37	12					72	
	13	1.88 - 9.18	15					70	

Technical data for add-on refrigeration dryer

Model	Refrigeration dryer power consumption kW	Pressure dew point °C	Refrigerant	Refrigerant charge kg	Global warming potential GWP	CO_2 equivalent t	Hermetic refrigeration circuit
ABT 132	1.3	+3	R-513A	1.04	629	0.65	–

Technical data – CSDX

Standard version

Model	Working pressure bar	Flow rate, *) complete system at working pressure m³/min	Max. gauge pressure bar	Drive motor nominal power kW	Dimensions W x D x H mm	Compressed air connection	Sound pressure level **) dB(A)	Weight kg
CSDX 145	6	15.85	6	75	2100 x 1280 x 1950	G 2½	72	1890
	7.5	15.4	7.5				72	
	8.5	14.2	8.5				72	
	10	12.8	10				71	
	12	11.63	12				71	
CSDX 175	6	19.5	6	90	2100 x 1280 x 1950	G 2½	76	2030
	7.5	18.1	7.5				75	
	8.5	16.7	8.5				72	
	10	15.5	10				74	
	12	13.85	12				75	
	15	12.1	15				75	

SFC version with variable-speed drive

Model	Working pressure bar	Flow rate, *) complete system at working pressure m³/min	Max. gauge pressure bar	Drive motor nominal power kW	Dimensions W x D x H mm	Compressed air connection	Sound pressure level **) dB(A)	Weight kg
CSDX 145 SFC	7.5	3.55 - 14.53	8.5	75	2100 x 1280 x 1950	G 2½	72	1700
CSDX 175 SFC	7.5	3.83 - 17.11	8.5	90	2100 x 1280 x 1950	G 2½	73	1870
	10	3.45 - 14.33	12				72	
CSDX 200 SFC	7.5	3.01 - 20.60	10	110	2150 x 1280 x 1950	G 2½	75	2100
	10	3.57 - 18.6						
	13	4.07 - 16.33	15					
	15	4.38 - 15.00						

*) Flow rate, complete system as per ISO 1217: 2009 Annexe C/E: intake pressure 1 bar (a), cooling and air inlet temperature +20 °C
**) Sound pressure level as per ISO 2151 and basic standard ISO 9614-2, tolerance: ± 3 dB (A)
***) Power consumption (kW) at ambient temperature +20 °C and 30% relative humidity

T version with integrated refrigeration dryer (refrigerant R-513A)

Model	Working pressure bar	Flow rate, *) complete system at working pressure m³/min	Max. gauge pressure bar	Drive motor nominal power kW	Refrigeration dryer model	Dimensions W x D x H mm	Compressed air connection	Sound pressure level **) dB(A)	Weight kg
CSDX 145 T	6	15.85	6	75	ABT 200	2520 x 1280 x 1950	G 2½	72	2170
	7.5	15.4	7.5					72	
	8.5	14.2	8.5					72	
	10	12.8	10					71	
	12	11.63	12					71	
CSDX 175 T	6	19.5	6	90	ABT 200	2520 x 1280 x 1950	G 2½	76	2310
	7.5	18.1	7.5					75	
	8.5	16.7	8.5					72	
	10	15.5	10					74	
	12	13.85	12					75	
	15	12.1	15					75	

T SFC version with variable-speed drive and integrated refrigeration dryer

Model	Working pressure bar	Flow rate, *) complete system at working pressure m³/min	Max. gauge pressure bar	Drive motor nominal power kW	Refrigeration dryer model	Dimensions W x D x H mm	Compressed air connection	Sound pressure level **) dB(A)	Weight kg
CSDX 145 T SFC	7.5	3.55 - 14.53	8.5	75	ABT 200	2520 x 1280 x 1950	G 2½	72	1980
CSDX 175 T SFC	7.5	3.83 - 17.11	8.5	90	ABT 200	2520 x 1280 x 1950	G 2½	73	2150
	10	3.45 - 14.33	12					72	
CSDX 200 T SFC	7.5	3.01 - 20.60	10	110	ABT 200	2570 x 1280 x 1950	G 2½	75	2380
	10	3.57 - 18.60							
	13	4.07 - 16.33	15						
	15	4.38 - 15.00							

Technical data for add-on refrigeration dryer

Model	Refrigeration dryer power consumption kW	Pressure dew point °C	Refrigerant	Refrigerant charge kg	Global warming potential GWP	CO_2 equivalent t	Hermetic refrigeration circuit
ABT 200	1.6	+3	R-513A	1.1	629	0.69	–

More compressed air for less energy

The world is our home

As one of the world's largest manufacturers of compressors, blowers and compressed air systems, KAESER KOMPRESSOREN is represented throughout the world by a comprehensive network of wholly owned subsidiaries and authorised distribution partners in over 140 countries.

By offering innovative, efficient and reliable products and services, KAESER KOMPRESSOREN's experienced consultants and engineers work in close partnership with customers to enhance their competitive edge and to develop progressive system concepts that continuously push the boundaries of performance and technology. Moreover, decades of knowledge and expertise from this industry-leading systems provider are made available to each and every customer via the KAESER group's advanced global IT network.

These advantages, coupled with KAESER's worldwide service organisation, ensure that every product operates at the peak of its performance at all times, providing optimal efficiency and maximum availability.

TÜVRheinland CERTIFIED
Management System
ISO 9001:2015
ISO 14001:2015
www.tuv.com
ID 9108616471

KAESER COMPRESSORS Australia Pty. Ltd.
Locked Bag 1406 – Dandenong South – Vic. 3164
45 Zenith Road – Dandenong South – Vic. 3175
Phone: +61 39791 5999 – Fax: +61 39791 5733
au.kaeser.com – E-mail: info.australia@kaeser.com

P-651/28AUS Specifications subject to change without notice. .8/26