KAESER COMPRESSORS®



KAESER FILTERS

KF F6 to F320 Series

Pure compressed air at low cost

Flow rate 0.6 to 32.0 m^3/min, Pressure 2 to 16 bar

www.kaeser.com

KF F6 to F320 series

Pure compressed air at low cost

KAESER FILTER products are the key components for providing compressed air to all purity classes in accordance with ISO 8573-1 at very low differential pressure.

Furthermore, their service-friendly design not only allows simple, error-free opening and closing of the filter housing, but also enables quick, clean element changes. KAESER FILTERs are available in four degrees of filtration. Twelve different housing sizes provide efficient filtration for flow rates from 0.6 to 32.0 m³/min.

Standard-compliant purity

The KAESER FILTER range uses modern deep-pleated filter media to remove particles and aerosols, whilst highly effective carbon fleeces trap oil vapours. Together with innovative flow dynamics, they deliver exceptional filtration efficiency with minimal pressure loss. The impressive performance data for KAESER FILTERs have been determined in accordance with ISO 12500 and confirmed by the independent testing agency “Lloyd’s Register”.

Service-friendly design, safe handling

KAESER FILTERs feature a corrosion-protected aluminium housing and sturdy filter elements. The practical bayonet lock assures automatic positioning of the housing and element seals. Both seals are components of the filter element, which ensures that the filter housing can only be sealed if a filter element has been inserted. A locking screw provides venting and prevents unintentional opening of the housing whilst under pressure.

Minimal pressure loss, maximum savings

Pressure loss is decisive when it comes to the cost efficiency of a compressed air filter. KAESER FILTERs feature generously dimensioned housings and filter surfaces, innovative flow dynamics, and high-performance filter media. The result is up to 50% lower pressure loss when compared to conventional filters on the market – a figure that remains virtually constant throughout the service life of the filter element. This relieves the burden on the upstream compressors and delivers significantly lower energy costs, as well as a reduced CO_2 footprint.

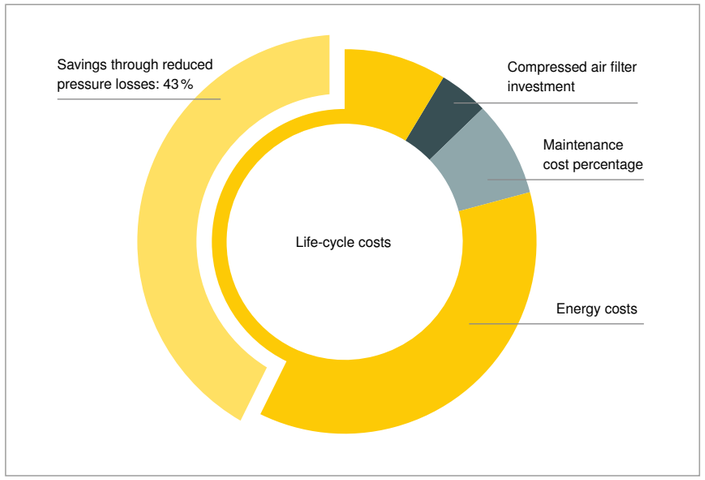

Coalescence filter example

- Flow rate 17.7 m³/min
- 50% lower pressure loss
- 6.55 kW/(m³/min)
- Additional energy requirement 6% per bar
- Electricity cost € 0.2/kWh
- 8760 operating hours p.a.
- Annual debt service over 10 years



(1) Compressed air inlet
(2) Element head with housing and element seals
(3) Filter element
(4) Condensate outlet (here: with automatic condensate drain, internal)
(5) Compressed air outlet
(6) Locking screw for safe opening
(7) Bayonet lock with limit stop
(8) Venting bore

Image: Functional diagram, coalescence filter

KAESER FILTER products are available in four high-performance degrees of filtration and can easily be connected to create filter combinations.

When used in conjunction with KAESER compressed air dryers and air-main charging systems, they ensure dependable and energy-efficient compressed air treatment at all times.

KF F6 – F320 series

Low differential pressure for maximum efficiency

6% lower electricity costs per m³/min of compressed air for every bar of reduced pressure loss. This rule of thumb demonstrates that generously dimensioned KAESER FILTERs quickly pay for themselves.

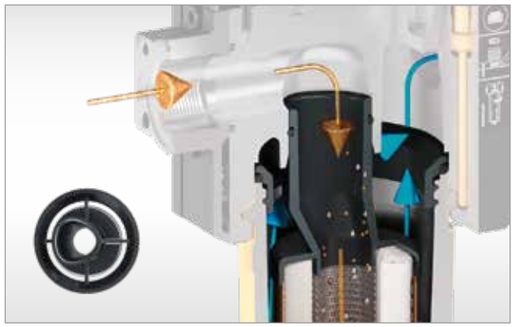

Large flow cross section

KAESER FILTER products use filter elements with special, flow-optimised element heads. The inlet is offset towards the compressed air inlet, which increases the flow cross section on the discharge side and contributes decisively to the low pressure loss.



Large connection width

The generously dimensioned compressed air connections on KAESER FILTERs help to reduce pressure losses. Since the filters are available with alternative connection widths, reducers are not required when connecting to different piping networks.



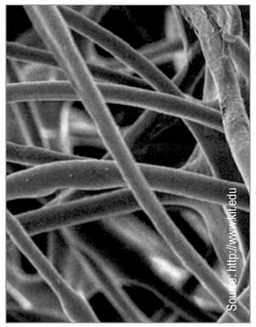

Low flow resistance

The polyester material used in the drainage layer ensures rapid draining of the oil (left). For best possible filtration and contaminant retention with low pressure loss, KAESER dust and coalescence filters use filter media that feature a high void ratio (right).

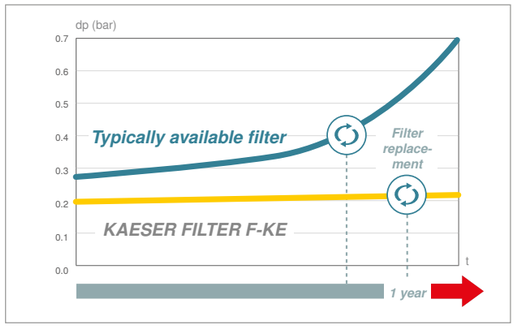

High contaminant retention capacity

KAESER FILTERs operate with a significantly lower initial pressure loss than conventional filters. Thanks to the high retention capacity of the filter elements, dust and aerosols remain at a constantly low level over the long term. The result? Permanently low operating costs. Annual maintenance of dust and coalescence filters prevents age-related risks and ensures optimal, reliable compressed air purity.

KF F6 – F320 series

Standard-compliant purity in every quality class

The generous dimensioning of KAESER FILTERs has proven itself on the most sophisticated test benches and in stringent measurement programmes. Tried and tested KAESER FILTER products operate dependably and energy-efficiently – and are officially certified to prove it.



Optimal flow distribution

The element head on KAESER FILTERs is optimised for best possible air flow. Its internal contour channels the compressed air towards the centre of the element interior for even loading of the filter media. The result: high filtration efficiency with minimal pressure loss.



Deep-pleated filter elements

The deep-pleated KAESER dust and coalescence filter elements feature exceptionally large filter surfaces. The resulting increase in efficiency means operating costs are significantly reduced in comparison with conventional filter components.



High-efficiency carbon fleece

Unlike on conventional filters, the high-efficiency carbon fleece used in KAESER's activated carbon filters prevents channelling whilst at the same time ensuring reduced differential pressure. Moreover, the fleece provides effective protection against particle release.



Needs-based combinations

KAESER FILTERs can be flexibly combined at the user-end by means of optional connection kits. For example, the "Carbon Combination" – consisting of a KE coalescence filter (left) and a KA activated carbon filter (right) – not only retains aerosols and particles, but oil vapours as well.



Image: Selection from the filter element range

Degree of filtration	KB Coalescence filter Basic	KE Coalescence filter Extra	KD Dust filter Dust	KA Activated carbon filter Adsorption	KBE Extra Combination	KEA Carbon Combination
Initial differential pressure at saturation	< 140 mbar	< 200 mbar	< 30 mbar (New, dry)	< 95 mbar (New, dry)	< 255 mbar	< 295 mbar
Aerosol content at inlet	10 mg/m³	10 mg/m³	–	–	10 mg/m³	10 mg/m³
Residual aerosol content at outlet as per ISO 12500-1 *)	< 0.1 mg/m³	< 0.01 mg/m³	–	–	< 0.01 mg/m³	0.003 mg/m³ (Total oil content)
Filter medium	Deep-pleated with support structure and polyester drainage fleece		Deep-pleated with support structure	High-efficiency carbon fleece	–	–
Use	Filtration of solid and liquid aerosols and solid particles	Same use as KB, but for higher compressed air quality Alternatively: Ultra-fine particle filter to KD degree of filtration	Exclusively for filtration of solid particles	Exclusively for removal of oil vapours	Combination of KB and KE; use as per KE, but for greater reliability of compressed air quality	Combination of KE and KA; filtration of aerosols, solid particles and oil vapours

*) In accordance with ISO 12500-1:06-2007



Image:
Coalescence filter with ECO-DRAIN 31, horizontally pivotable

KF F6 – F320 series

Safe handling, service-friendly design

KAESER understands its customers' needs very well, since the company itself operates numerous compressed air stations. From first-hand experience, we are well versed in every aspect of compressed air station planning, commissioning, operation and maintenance. We draw on this expertise to create user-friendly and low-maintenance products.

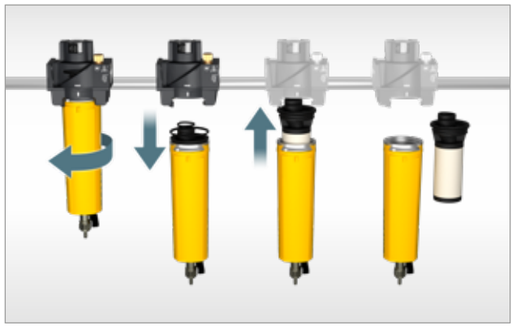

Easy element changes

KAESER FILTERs can be easily opened by hand. Maintenance is quick and virtually contaminant-free. Once the filter bowl containing the filter element has been released from the head, the element can simply be unscrewed. Minimal installation space is required beneath the filter.

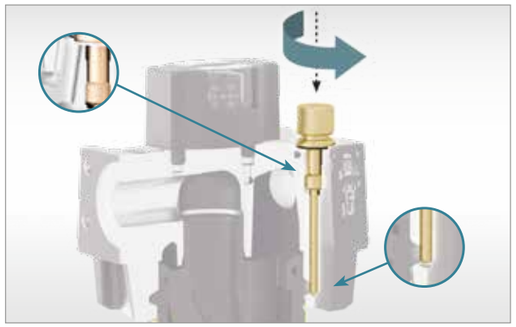

Safe opening

A locking screw protects the filter bowl from unintentional opening. If opened, a seal is broken and a venting bore uncovered. Should the device be under pressure, the warning sound of escaping air can be heard.



Simple design: Corrosion



KAESER: No corrosion

Corrosion-resistant housing

The housings of KAESER FILTER products are cast from seawater-resistant aluminium. Several hundred hours of salt spray testing demonstrate their outstanding corrosion resistance.



Simple expanded metal



KAESER Sturdy profiled steel

Robust stainless steel cage

KAESER filter elements are protected by inner and outer cages constructed from robust, continuously welded profiled stainless steel, which are more resistant to mechanical stress than simple expanded metal cages.

KF F6 – F320 series

KAESER FILTERS

To ensure that low energy costs and the required degree of compressed air purity are consistently maintained, the filter elements must be replaced at the end of their service life. The standard-equipped FILTER CHANGE supports this process. When it comes to the reliable filtration of aerosols, dependable condensate drainage is also essential. The automatic ECO-DRAIN condensate drain provides reliable and economical draining of coalescence filters without compressed air loss.



FILTER CHANGE

The FILTER CHANGE display provides information regarding the remaining service life of the filter elements via accumulating arrow segments. A flashing LED indicates when a change is due. The change can be acknowledged via a button on the rear side. The monitored interval can be set to one of 4 levels. The replaceable battery has a service life of up to 7 years. FILTER CHANGE is affixed to the filter housing by means of industrial hook-and-loop fastener.

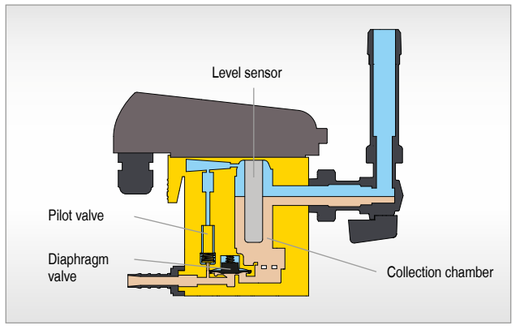

Dependable and loss-free

ECO-DRAIN condensate drains detect the fill level using a contact-free sensor and then drain the condensate without compressed air loss via a pilot-operated diaphragm valve. The large cross sections mean maintenance-intensive strainers are not required.

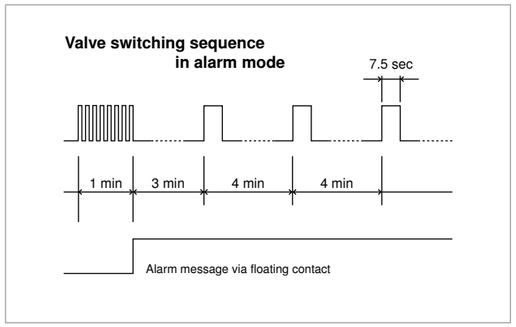

Self-monitoring

In the event of a condensate drainage fault, the ECO-DRAIN valve opens at short intervals for one minute. If the condensate is not removed, a message is triggered and the valve opens for 7.5 seconds every 4 minutes. Once the condensate drains, the ECO-DRAIN reverts to normal operation.



Tested for leaks and proper function

The maintenance parts in the ECO-DRAIN can be replaced by changing the service unit – replacement of the seal is not required. To ensure error-free maintenance, the condensate drain and service unit are 100% factory-tested for leaks and proper function.



Image: Coalescence filter with ECO-DRAIN 31

Degree of filtration		ECO-DRAIN 31	ECO-DRAIN 30	Automatic condensate drain	Manual condensate drain	Mechanical differential pressure gauge	Differential pressure transducer
KE	Up to F142	Selectable	Selectable	Selectable	Selectable (use as ultra-fine particle filter to KD degree of filtration)	Selectable	Selectable
	From F184	Selectable	–	–			
KB	Up to F142	Selectable	Selectable	Selectable	–	Selectable	Selectable
	From F184	Selectable	–	–			
KD	Up to F142	–	–	–	Standard	Selectable	Selectable
	From F184						
KA	Up to F142	–	–	–	Standard	–	–
	From F184						

Optimum compressed air quality for your applications



Consistently high efficiency

Fitted as standard to KAESER dust and coalescence filters, the differential pressure gauge enables users to keep a constant eye on the low pressure loss (= efficiency). Unlike other systems commonly available on the market, the contaminated and clean-air sides are separated from one another.

Equipment



Coalescence filter with ECO-DRAIN 31

Corrosion-protected, painted aluminium housing (configurable nominal widths), locking screw, differential pressure gauge and rotatable angle ball valve (components fully installed); KB or KE filter element, with FILTER CHANGE and ECO-DRAIN 31 electronic condensate drain (supplied loose).



Coalescence filter with ECO-DRAIN 30

Corrosion-protected, painted aluminium housing (configurable nominal widths), locking screw, differential pressure gauge and rotatable angle ball valve (components fully installed); KB or KE filter element, with FILTER CHANGE and ECO-DRAIN 30 electronic condensate drain (supplied loose); up to model F142.



Coalescence filter with automatic condensate drain

Corrosion-protected, painted aluminium housing (configurable nominal widths), locking screw, differential pressure gauge and internal automatic condensate drain (components fully installed); FILTER CHANGE and KB or KE filter element (supplied loose); up to model F142.



Dust filter

Corrosion-protected, painted aluminium housing (configurable nominal widths), locking screw, differential pressure gauge and manual condensate drain (components fully installed); FILTER CHANGE and KD or KE filter element (supplied loose)



Activated carbon filter

Corrosion-protected, painted aluminium housing (configurable nominal widths), locking screw, manual condensate drain (components fully installed); FILTER CHANGE and KA filter element (supplied loose)



ECO-DRAIN 30/31

Exceptionally safe, reliable condensate drainage without compressed air loss; remains dependable even when condensate accumulation fluctuates heavily and contaminant / oil content is high; simple function monitoring at the touch of a button; service unit 100% factory-tested for convenient, error-free maintenance: ECO-DRAIN 31 with floating alarm contact.



FILTER CHANGE

Indicates remaining filter element service life, LED for visualisation of pending element changes; button for resetting message and configuring change intervals; replaceable battery with up to 7 years' service life; attached via industrial hook-and-loop fastener.

Further options



Variable connections

Different nominal widths are available within each KAESER FILTER housing size range. You can also select between BSP and NPT thread types. KAESER FILTERs can therefore be adapted to the respective piping network without need of a reducer.



Wall-mount kit

Perfectly matched, sturdy wall-mount brackets are optionally available for KAESER FILTERs, attaching easily to the connection flanges. The kit enables attachment of filter combinations up to a maximum of three filters. The installation tool required for attachment to the filter head is included.



Differential pressure transducer

In place of the mechanical differential pressure gauge, KAESER FILTERs can optionally be equipped with a differential pressure transducer (factory-fitted).
In addition to the differential pressure, the sensor uses 3-wire technology to transmit the network pressure downstream from the filter as a 4–20 mA signal. Both values can be forwarded to a master controller such as the SIGMA AIR MANAGER 4.0, and from there can also be transmitted to the KAESER SIGMA NETWORK.



Silicone-free version

KAESER FILTERs are optionally available as silicone-free versions compliant with the VW test standard PV 3.10.7. Each filter undergoes an individual paint test to confirm compliance. The manufacturer‘s certificate provided attests that the product is silicone-free. Moreover, all filter elements for KAESER FILTERs are manufactured silicone-free in accordance with this regulation as standard.

Accessories



Flange adapter DN 80 / 3 FLG

For 3-inch connections, flange adapters (DN 80 / 3 FLG) with a nominal pressure rating of PN16 are available as accessories from model F184 upwards. The DIN version corresponds to the DIN EN 1092-1 standard, whilst the ASME version complies with ANSI B16.5 – Class 150. The flange adapters feature a high-quality anti-corrosion coating and finish.



Connection kit

Multiple KAESER FILTERs can be easily combined at the user-end with the optional connection kit, which contains the required screws, seal, and installation tool.

Dimensions

Model F6 to F320

Model	A G	B mm	C mm	D mm	E mm	F mm	G mm	H mm
F6	¾ (½, ⅜)	274	296	231	121	91	90	≥ 40
F9								
F16	1 (¾)	305	327	259	132	102	100	≥ 40
F22		355	377	309				
F26		355	377	309				
F46	2 (1½, 1¼)	375	398	312	198	153	130	≥ 50
F83		460	483	397				
F110		660	683	597				
F142		660	683	597				
F184	3 (2, 2½)	715	738	643	242	196	150	≥ 50
F250		843	866	771				
F320		985	1008	913				

Compressed air connection G in accordance with ISO 228, or alternatively, NPT in accordance with ANSI B 1.20.1

Views

Drawings show type F16/F22/F26

View from front	View from front	View from front (wall-mounted)	View from left (wall-mounted)
			
Bottom	Bottom	Bottom	Bottom

Technical data

For models F6 to F320 and degrees of filtration KB/KE/KA/KD

Model	Flow rate [1] m³/min	Gauge pressure bar	Ambient temperature °C	Compressed air inlet temperature °C	Maximum weight kg	ECO-DRAIN power supply
F6	0.60	2 to 16	+3 to +50	+3 to +66	3.6	95–240 VAC ±10% (50–60 Hz) / 100–125 VDC ±10%
F9	0.90				3.7	
F16	1.60	2 to 16	+3 to +50	+3 to +66	4.2	
F22	2.20				4.4	
F26	2.60				4.5	
F46	4.61	2 to 16	+3 to +50	+3 to +66	8.4	
F83	8.25				9.3	
F110	11.00				10.9	
F142	14.20				11.1	
F184	18.40	2 to 16	+3 to +50	+3 to +66	16.9	
F250	25.00				18.6	
F320	32.00				20.6	

[1] Performance data at 7 bar gauge pressure, relative to 1 bar(a) ambient pressure and 20 °C. The flow rate will change under deviating operating conditions.

Degrees of filtration

Degree of filtration	KB Coalescence filter Basic	KE Coalescence filter Extra	KD Dust filter Dust	KA Activated carbon filter Adsorption	KBE Extra Combination	KEA Carbon Combination
Initial differential pressure at saturation	< 140 mbar	< 200 mbar	< 30 mbar (New, dry)	< 95 mbar (New, dry)	< 255 mbar	< 295 mbar
Aerosol content at inlet	10 mg/m³	10 mg/m³	–	–	10 mg/m³	10 mg/m³
Residual aerosol content at outlet as per ISO 12500-1 [1]	< 0.1 mg/m³	< 0.01 mg/m³	–	–	< 0.01 mg/m³	0.003 mg/m³ (Total oil content)
Filter medium	Deep-pleated with support structure and polyester drainage fleece		Deep-pleated with support structure	High-efficiency carbon fleece	–	–
Use	Filtration of solid and liquid aerosols and solid particles	Same use as KB, but for higher compressed air quality Alternatively: Ultra-fine particle filter to KD degree of filtration	Exclusively for filtration of solid particles	Exclusively for removal of oil vapours	Combination of KB and KE; use as per KE, but for greater reliability of compressed air quality	Combination of KE and KA, filtration of aerosols, solid particles and oil vapours

[1] In accordance with ISO 12500-1:06-2007

Calculating flow rate

Correction factors for deviating operating conditions (flow rates in m³/min x k...)

Deviating working pressure at filter inlet p

p bar (g)	2	3	4	5	6	7	8	9	10	11	12	13	14	15	16
k_p	0.38	0.50	0.63	0.75	0.88	1.00	1.06	1.12	1.17	1.22	1.27	1.32	1.37	1.41	1.46

Example:

Gauge pressure: 10 bar(g) (See table) k_p = 1.17

Selected compressed air filter: F83 with 8.25 m³/min ($V_{Reference}$)

Max. possible flow rate under operating conditions

V_{max} Operation = $V_{Reference}$ x k_p

V_{max} Operation = 8.25 m³/min x 1.17 = 9.65 m³/min

More compressed air for less energy

The world is our home



As one of the world's largest manufacturers of compressors, blowers and compressed air systems, KAESER KOMPRESSOREN is represented throughout the world by a comprehensive network of wholly owned subsidiaries and authorised distribution partners in over 140 countries.

By offering innovative, efficient and reliable products and services, KAESER KOMPRESSOREN's experienced consultants and engineers work in close partnership with customers to enhance their competitive edge and to develop progressive system concepts that continuously push the boundaries of performance and technology. Moreover, decades of knowledge and expertise from this industry-leading systems provider are made available to each and every customer via the KAESER group's advanced global IT network.

These advantages, coupled with KAESER's worldwide service organisation, ensure that every product operates at the peak of its performance at all times, providing optimal efficiency and maximum availability.

KAESER COMPRESSORS (INDIA) PVT. LTD.
Plot No. 1 & 2 • Survey No. 297, 298, 299 • Indo German Technology Park • Village Urawade Taluka Mulshi • District. Pune • 412115
Tel.: 0091 20 - 66769240 & 66769205 • Fax: 0091 20 - 66769238
E-mail: info.india@kaeser.com • www.kaeser.com

P-726IN Specifications subject to change without notice. /26